

Connecting Fundamental Math Concepts with mathies.ca

There are five fundamental math skills categories described in [Focusing on the Fundamentals of Math - A Teacher's Guide](#). Several examples of how the mathies tools and games could be used to support each category are provided below.

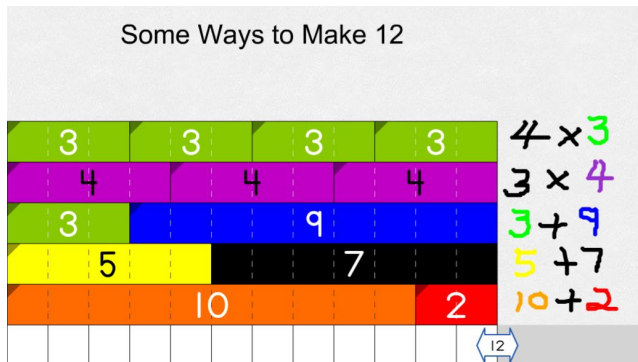
Working with numbers: Understanding and using numbers
(e.g., being able to read, represent, count, order, estimate, compare, compose, decompose, and recompose numbers).

Students can use the *Number Chart* to practise counting and skip-counting.


Ask students to determine missing numbers on the chart.



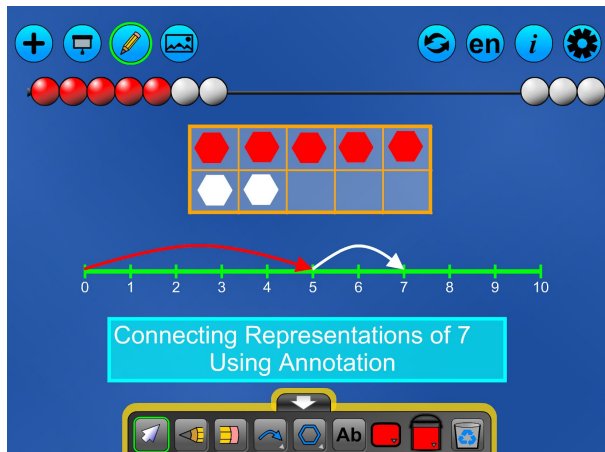
The *Relational Rods+* tool is ideal for decomposing numbers.




The *Set Tool* can be used to represent and compose numbers.



The annotation objects, embedded in many of the mathies tools (e.g., *Rekenrek*), can be used to create additional representations thus allowing students to see multiple representations in the same workspace.



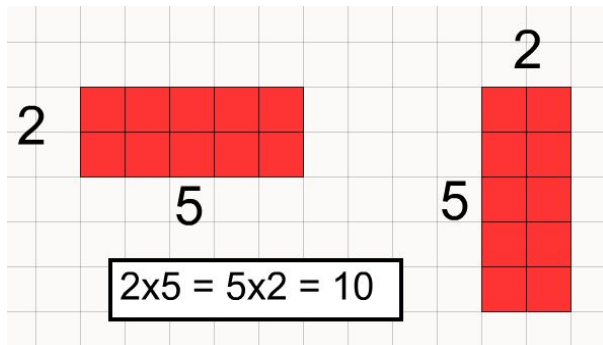
Several games, including *Whole Number Representation Match* and *Fractions Representation Match*, can be used to practice recognizing and connecting representations.



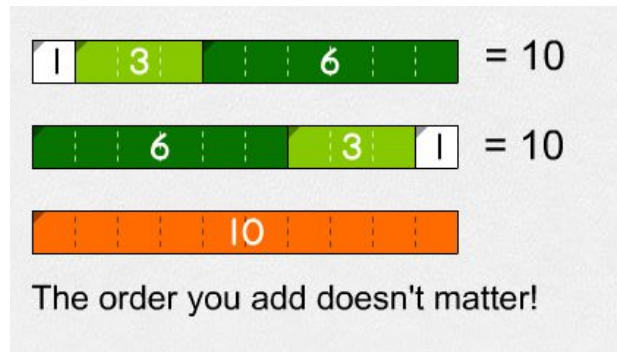
Recognizing and applying understanding of number properties: Understanding how numbers behave in operations and drawing on that understanding to master math facts and perform calculations.

Using tools to create interactive visual representations allows students to better understand number properties.

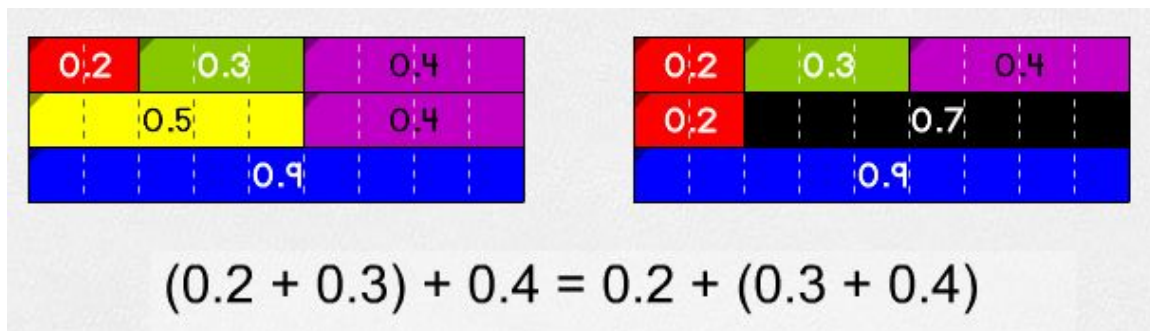
The *Colour Tiles* tool is used to visually represent the commutative property for multiplication.



The *Relational Rods+* tool is used to reinforce addition properties.

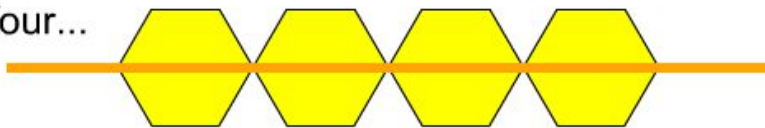


The *Relational Rods+ Tool* is used to illustrate the associative property for addition.



The *Pattern Blocks+* tool is used to demonstrate the commutative property (e.g., $\frac{1}{2} \times 4 = 4 \times \frac{1}{2}$).

Half of four...



...is equivalent to...



...four groups of one-half.

Mastering math facts: Understanding and recalling math facts, using a variety of strategies.

Understanding and recalling math facts can be bolstered by using tools such as the *Number Chart* to practise. Have students start by hiding all the cards in the chart. Choose a multiplication fact. Determine the product. Flip the corresponding card to check.

X	↻ 1	↻ 2	↻ 3	↻ 4	↻ 5	↻ 6	↻ 7
↻ 1	mathies	mathies	mathies	mathies	5	mathies	mathies
↻ 2	mathies	mathies	mathies	8	mathies	mathies	mathies
↻ 3	mathies	mathies	9	mathies	mathies	mathies	mathies
↻ 4	mathies	8	mathies	16	mathies	mathies	mathies
↻ 5	5	mathies	mathies	mathies	25	mathies	mathies
↻ 6	mathies	mathies	mathies	mathies	mathies	36	mathies
↻ 7	mathies	mathies	mathies	mathies	mathies	mathies	mathies

Games can also be used to engage students and provide opportunities for practice. *Catch a Bouncing Ball - Operations* provides immediate feedback, incorporates the annotation tool so students can illustrate the strategy they used and, once the game is over, provides visual representations that support understanding the operations.

Catch a Bouncing Ball: Multiplication Products 50 to 100

Let's Review!

$6 \times 9 = ?$

6 hops of length 9 is ?

0 5 10 15 20 25 30 35 40 45 50 55 60

