
































<p><u>Differentiation</u></p> <ul style="list-style-type: none"> <li>-use one, two, or many decks. If each deck of cards is printed on a different colour of paper, it makes them easier to separate.</li> <li>-use selected cards from decks such as working only with a few quantities (such as one tenth, two tenths and three tenths)</li> <li>-use for different tasks at different centres</li> </ul>	<p><u>Matching Tasks</u></p> <ul style="list-style-type: none"> <li>-students choose a card and find that many objects</li> <li>-students match one deck with another deck.....add other decks as they are ready</li> </ul>	<p><u>Matching Games</u></p> <ul style="list-style-type: none"> <li>-lay the cards out, cards flipped up and students play a game where they match pairs. To make it harder flip the cards over and play Concentration. Don't forget about 'Representation Match' on <a href="http://www.mathies.ca">www.mathies.ca</a></li> <li>-Go Fish</li> <li>-Students make up their own games</li> </ul>	<p><u>Magnitude Games</u></p> <ul style="list-style-type: none"> <li>-cards face down in two piles. Students each flip one card over. Whoever has the greatest value wins all of the cards.</li> <li>-order the cards from least to greatest on a desk, floor or on a number line</li> <li>-find the missing cards on a number line or double, triple number lines</li> <li>-Race to 1.0 use a segmented large number line, choose a card from a pile and move that many units towards 1.0 (or any target number)</li> </ul>
<p><u>Flash Card Tasks</u></p> <ul style="list-style-type: none"> <li>-say the name of the fraction</li> <li>-say a fraction that is more, less or the same</li> <li>-say how many unit parts are needed to make one whole (unshaded parts or alternate parts). Example if the <math>\frac{3}{10}</math> card is flashed then say "seven tenths" (which are needed to make one whole)</li> <li>-say the math fact that makes one whole "one fourth and three fourths make one whole"</li> </ul>	<p><u>Representing</u></p> <ul style="list-style-type: none"> <li>-choose a card from the pile and find other ways to represent it</li> <li>-choose a card from the pile and put in the centre of a large concept circle. Represent it in different ways in the segments of the concept circle</li> <li>-create new cards for the decks. Example: take a blank ten strip card and represent represent five tenths a different way</li> <li>-add a new fraction/decimal to the deck. Example there is no card for <math>\frac{17}{10}</math>....create a ten-strip card to represent it.</li> </ul>	<p><u>Reading/Naming</u></p> <ul style="list-style-type: none"> <li>-choose a card. Tell the name and how you know</li> <li>-what is the unit fraction?</li> <li>-say an equivalent fraction</li> </ul>	<p>All of these tasks are valuable opportunities to find out what understandings, partial understandings or misunderstandings students may hold and provide the opportunity for educators to question, discuss, challenge, ask students to prove their thinking.</p>





one  
tenth

two  
tenths

three  
tenths

four  
tenths

five  
tenths

six  
tenths

seven  
tenths

eight  
tenths

nine  
tenths

ten  
tenths

eleven  
tenths

twelve  
tenths

thirteen  
tenths

fourteen  
tenths

fifteen  
tenths

sixteen  
tenths

un

dixième

deux

dixièmes

trois

dixièmes

quatre

dixièmes

cinq

dixièmes

six

dixièmes

sept

dixièmes

huit

dixièmes



neuf  
dixièmes

dix  
dixièmes

onze  
dixièmes

douze  
dixièmes

treize  
dixièmes

quatorze  
dixièmes

quinze  
dixièmes

seize  
dixièmes

$$1 \frac{\quad}{10}$$

$$2 \frac{\quad}{10}$$

$$3 \frac{\quad}{10}$$

$$4 \frac{\quad}{10}$$

$$5 \frac{\quad}{10}$$

$$6 \frac{\quad}{10}$$

$$7 \frac{\quad}{10}$$

$$8 \frac{\quad}{10}$$

$$\frac{9}{10}$$

$$\frac{10}{10}$$

$$\frac{11}{10}$$

$$\frac{12}{10}$$

$$\frac{13}{10}$$

$$\frac{14}{10}$$

$$\frac{15}{10}$$

$$\frac{16}{10}$$

0.1

0.2

0.3

0.4

0.5

0.6

0.7

0.8

0.9

1.0

1.1














1.2







1.3

















1.4

1.5










1.6

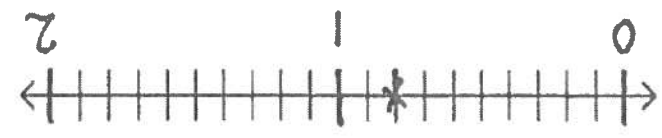
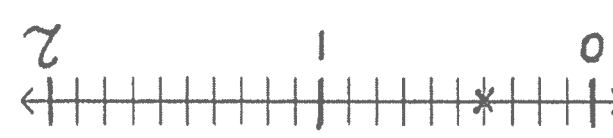
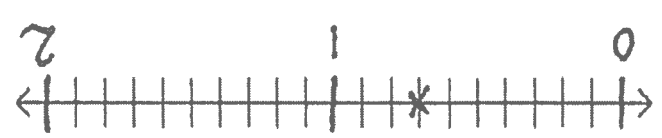
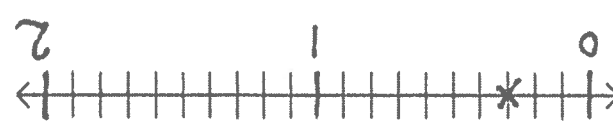
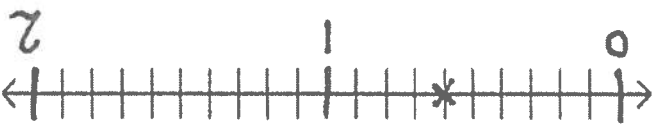
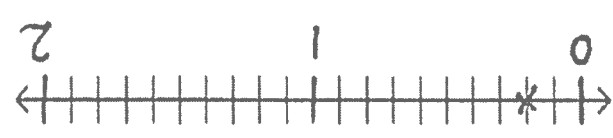
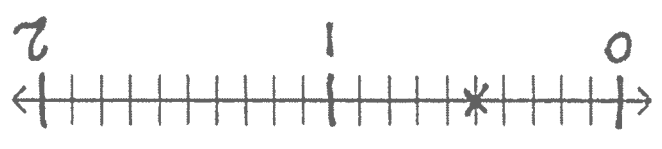
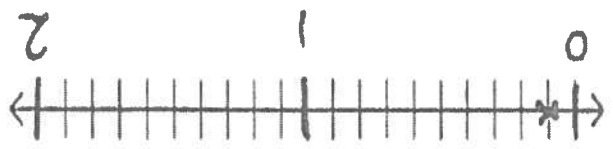


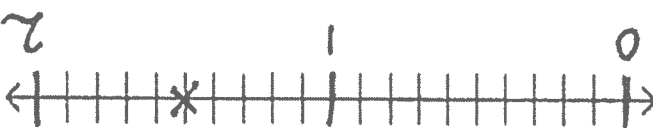
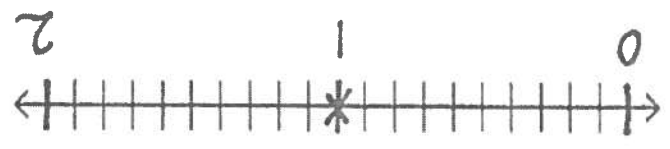
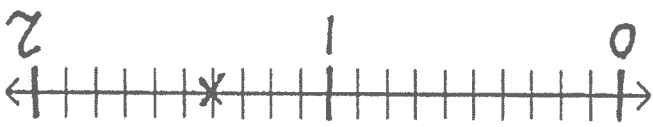












ten

hundredths

twenty

hundredths

thirty

hundredths

forty

hundredths

fifty

hundredths

sixty

hundredths

seventy

hundredths

eighty

hundredths

ninety  
hundredths

one  
hundred  
hundredths

one  
hundred  
ten  
hundredths

one  
hundred  
twenty  
hundredths

one  
hundred  
thirty  
hundredths

one  
hundred  
forty  
hundredths

one  
hundred  
fifty  
hundredths

one  
hundred  
sixty  
hundredths

dix  
centièmes

vingt  
centièmes

trente  
centièmes

quarante  
centièmes

cinquante  
centièmes

soixante  
centièmes

soixante-dix  
centièmes

quatre-vingt  
centièmes

quatre- vingt-dix centièmes	cent centièmes	cent dix centièmes	cent vingt centièmes
cent trente centièmes	cent quarante centièmes	cent cinquante centièmes	cent soixante centièmes

$$\frac{10}{100}$$

$$\frac{20}{100}$$

$$\frac{30}{100}$$

$$\frac{40}{100}$$

$$\frac{50}{100}$$

$$\frac{60}{100}$$

$$\frac{70}{100}$$

$$\frac{80}{100}$$



$$\frac{90}{100}$$

$$\frac{100}{100}$$

$$\frac{110}{100}$$

$$\frac{120}{100}$$

$$\frac{130}{100}$$

$$\frac{140}{100}$$

$$\frac{150}{100}$$

$$\frac{160}{100}$$

0.10

0.20

0.30

0.40

0.50

0.60

0.70

0.80

0.90

1.00

1.10

















1.20

















1.30

















1.40
















1.50








1.60























10%

20%

30%

40%

50%

60%

70%

80%

90%

100%

110%

120%

130%

140%

150%

160%